


WordPress Team, Assemble!

What WordPress Can Do
(and then introductory or targeted
support, as needed)



To start today, we wanted to offer some examples of how folks use WordPress here at TRU.

We can dig more or less into any one (or more) of these examples.

Unmute or share in the chat if you want to hear more.

Portfolio Grid Template

This is your tagline, update this text to explain what the site is about

USING THIS TEMPLATE

PROMPTS AND EXERCISES ▾

TECHNICAL INSTRUCTIONS ▾



E-Portfolios

This is your homepage. You will want to ensure it is inviting and useful. This is your audience's first impression of you and your site, so keep it clean and concise. You will want to personalize this page. Take this opportunity to welcome your visitors and introduce yourself. Make it fun! If you're comfortable, create a "talking head" video or an audio file, but no worries, written text is also great. If using an audio file or text, consider adding a profile picture. The goal here is to let visitors get to know you!

Next, state your site's **purpose**. If your ePortfolio ([wait, what's this now?](#)) is designed primarily for in-course or program use (assessment item) add a paragraph describing the assessment's criteria as this is the sites purpose. Your ePortfolio may have been requested by an admission committee as part of an application package

Technology for Teaching and Learning at TRU

PIDP 2021

Course Description

Course Schedule

Weekly Readings

Weekly Meeting Space

Evaluation and Assessment

Sample Activities

Course Schedule

We will be meeting Mondays for drop in help sessions (time to be determined) and Wednesdays from 6:00pm – 8:00pm on BigBlueButton at <https://bigblue1.tru.ca/b/bre-vwc-ua2>

Date	Topic	Primary Facilitator	Assignment
Sept. 22	Introduction to course design and expectations; introduction to WordPress and portfolio setup	Jamie and Brenna	
Sept. 29	Why teach with technology? (Introduction to alternative assessments, also)	Jamie	
Oct. 6	Ethical issues and considerations	Brenna	
Oct. 13	Engaging with technology and accessible practice	Jamie	



× BROWSE IMAGES

INTERACTIVE IMAGE MAP

WHAT IS CAISSIE?

SUBMIT AN IMAGE

IMAGE SEARCH

EDUCATIONAL RESOURCES

Categories

Advertising

Capitalism

Future

Gender

Globalization

CAISSIE: Critical Analysis of Images Site Seeing, Imaging, Examining

Contribute/Use Contribute: this is an open educational resource for the Critical Analysis of Images. Categories: There are various categories for submitting and critiquing images on CAISSIE (capitalism, gender,...




SPLOTS



Preventing sexual assault in campus

Duke Gomes VISA 1500-01 Dr. Terry Adkins September 2021 Assignment 1, Part 1 The photo of advertisement I'm analyzing has taken from the campus of TRU Male...



Join Air Cadets Advertisement

Christopher Smith VISA 1500 Dr. Terry Adkins September 29th, 2021 Assignment 1, Part A I took the picture around my high school last year...



Galleries



Elsie Joe

Elsie Joe is an interdisciplinary artist who grew up on the outskirts of Merritt B.C. Since childhood, she has had an interest in arts and crafts, often found creating works in mud and rocks or drawin...



Janet McChesney

Born in Vancouver, Janet McChesney spent most of her life in Toronto. After gaining an HBA in Economics and Political Science, she worked in various managerial roles with a global corporation and visi...



Junxiang Ma

A Chinese international student, Ma Junxiang came to Canada in 2014. Through his Fine Arts studies, Jun found his niche in painting and his current body of work focuses on that interest. The first of ...



Kaitlyn Heaney

Kaitlyn Heaney was born



Laura Amethyst Mackenzie








Laurie Mackie

Laurie Mackie is an artist.

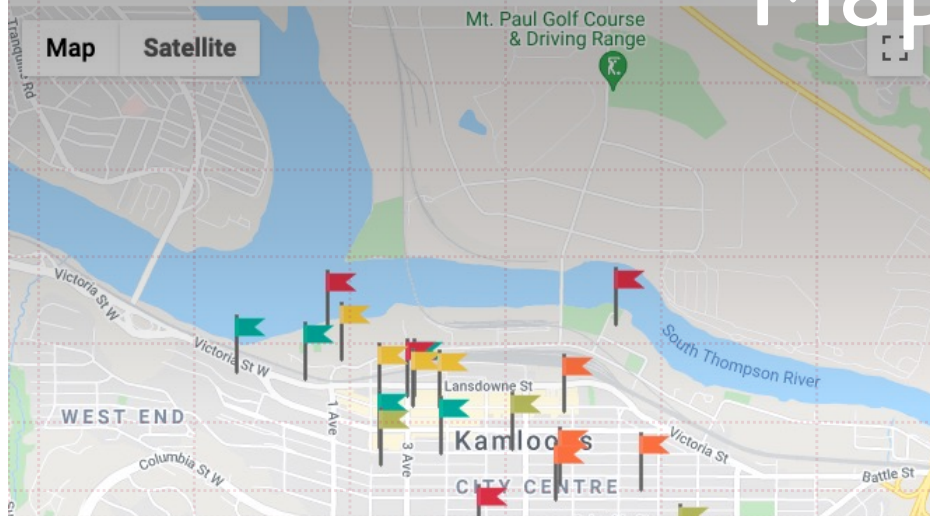
Welcome! FoodLoops is a cultural [deep mapping project](#) by students in Communications 3700 at TRU. Using the [Kamloops Food and Urban Agriculture Plan](#) as a base, students over two years of the course formed groups and set out to research and tell some stories of citizens who are passionate about local food production, food distribution, food festivals and events, food literacy, building community through food, and food assistance in Kamloops. During the Fall 2018 semester, we mapped the three neighbourhoods that make up Downtown: Sagebrush, City Centre, and the West End. In Fall 2019, we mapped the North Shore. We thank the City of Kamloops, the Kamloops Food Policy Council, the Kamloops Food Bank, and Interior Community Services for their guidance and support. We are also very grateful to the people who allowed us to share their passion—thank you so much for participating in our map. Questions or comments? Please contact [Professor Kathleen Scherf](#).

Map Legend

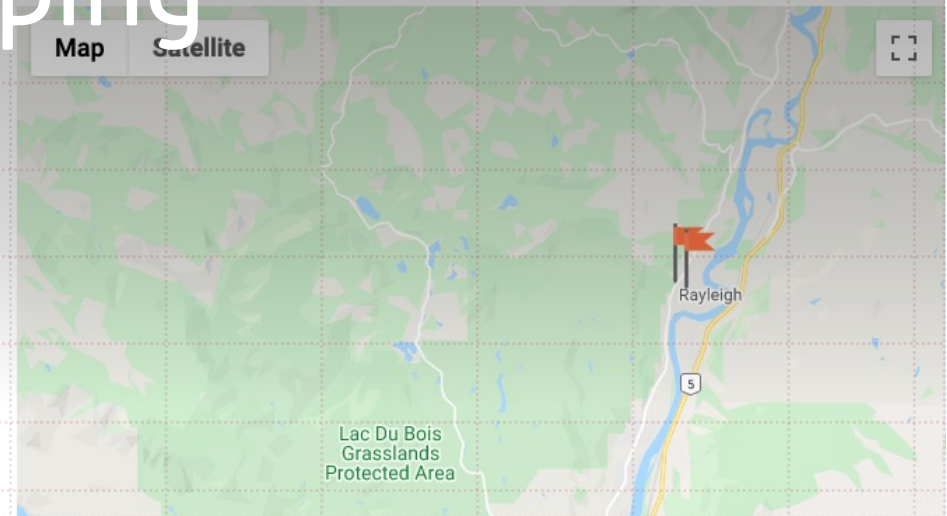
-  Building Community
-  Food Assistance
-  Food Distribution
-  Food Festivals & Events
-  Food Literacy
-  Food Production

Start exploring different FoodLoops stories using the various pinned locations below.

Downtown



North Shore



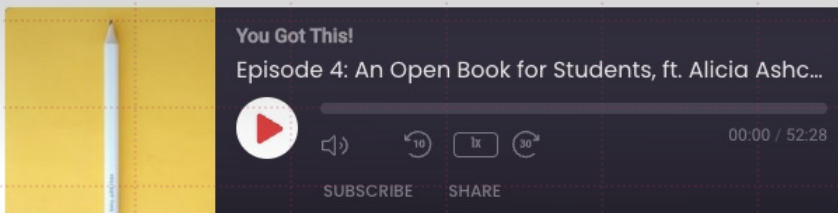
Mapping



Episode 4: An Open Book for Students, ft. Alicia Ashcroft

Brenna is sick, but she's joined for some cozy and vulnerable return-to-campus realness in today's interview.

Podcasting



[Download file](#) | [Play in new window](#) | Duration: 52:28

WELCOME TO TRU DIGITAL DETOX

The Post-Pandemic University

Special Projects



Learn

about how the crisis teaching methods, and other technological strategies, we undertook in 2020 might have unforeseen consequences, and about how we might work together to build back better in spite



Connect

with other members of the TRU community and beyond, and think through strategies to use these tools better, or maybe to resist them all together. Last year, 225 people — students, staff, faculty,



Recharge

after a stressful and complicated 2020 that saw many of us engage with technology in unhealthy and unsustainable ways. Let's get critical — in a productive way! — and plan for 2021 to be a better year for

A Manifesto for the Future

My Hopes for the Post-Pandemic University

[The Slide Deck](#)

[The Manifesto](#)

[The Hopes](#)

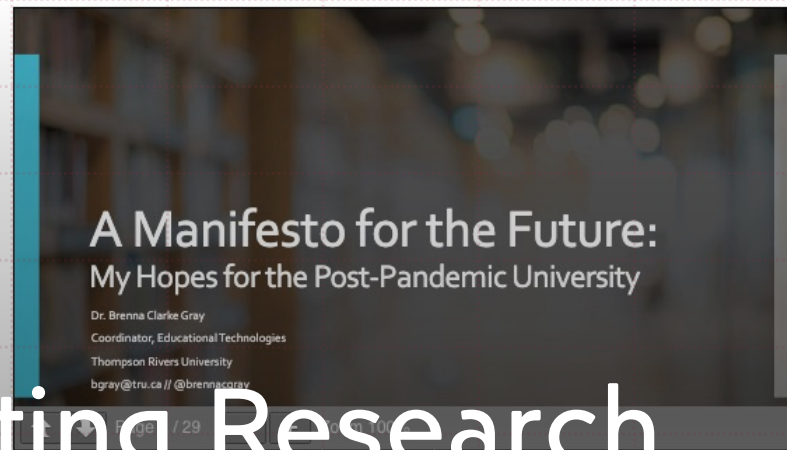
[The \(Annotated\) References](#)

[Let's Connect](#)

This talk was presented by Brenna Clarke Gray as a keynote at [Cascadia Open Education Summit](#) on 27 April 2021.

The live version of this talk was delivered virtually from lands located on the Tk'emlups te Secwepemc territory within the unceded traditional lands of Secwepemcúl'ecw (Secwepemc Nation), where learning has

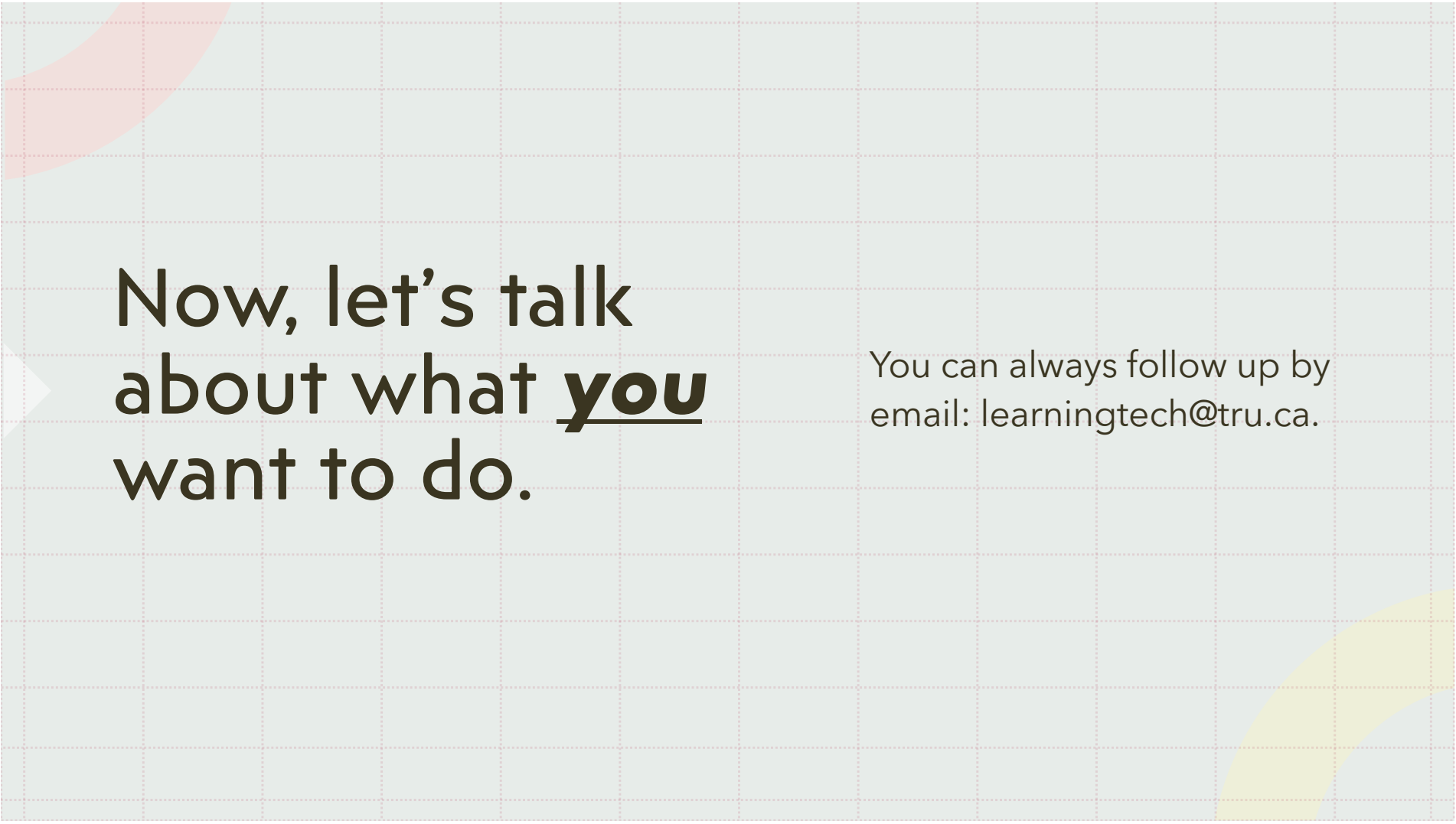
The Slide Deck



Presenting Research

If you prefer a PPTX file (for screen reader compliance, for example), you can download the slides by [clicking on this link](#).

A note on the territorial acknowledgement: between recording my keynote and the date of the conference, I had the good fortune of reading [“Beyond Land Acknowledgement in Settler Institutions”](#) by [Theresa Stewart-Ambo and K. Wayne Yang](#). I refer to myself as an “uninvited guest” in the talk and in my slides; since reading Stewart-Ambo and Yang’s work, I more correctly define myself as an “uninvited visitor,” and recognize that I haven’t yet done the work and developed the relationships to call myself a “guest.” I look forward to doing that work.



Now, let's talk
about what **you**
want to do.

You can always follow up by
email: learningtech@tru.ca.